




## SiC Schottky Diode

TO-252W(Prefix :D)

### Product Summary

$V_{RRM}$	650V
$I_F(T_C 156^\circ\text{C})$	8A
$Q_C$	22 nC



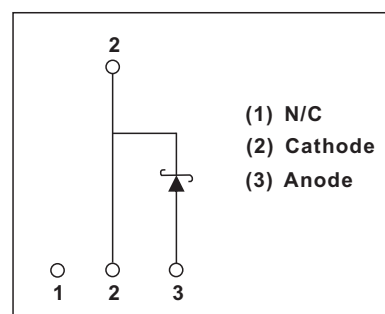
RoHS  
COMPLIANT

### Features

- Low conduction loss due to low VF
- Extremely low switching loss by tiny QC
- Essentially No Switching Losses
- Increased Power Density
- Enabling Higher Switching Frequency
- RoHS Compliant

### Applications

- Switch Mode Power Supplies
- Uninterruptible Power Supplies
- Motor Drivers
- Power factor correction



### Maximum Ratings

Ratings At 25°C Ambient Temperature Unless Otherwise Specified

Parameter	Symbols	SC08065DS	Test Conditions	Units
Maximum Recurrent Peak Reverse Voltage	$V_{RRM}$	650	$T_C=25^\circ\text{C}$	V
Surge Peak Reverse Voltage	$V_{RSM}$	650	$T_C=25^\circ\text{C}$	V
Maximum DC Blocking Voltage	$V_{DC}$	650	$T_C=25^\circ\text{C}$	V
Forward Current	$I_F$	31 14 8	$T_C \leq 25^\circ\text{C}$ $T_C \leq 135^\circ\text{C}$ $T_C \leq 156^\circ\text{C}$	A
Peak Forward Surge Current, 8.3ms Single Half Sine-wave Superimposed on Rated Load (JEDEC method)(Per leg)	$I_{FSM}$	60	$T_C=25^\circ\text{C}$ , $T_p=8.3\text{ms}$ , Half Sine Wave	A
Power Dissipation	PD	83	$T_C=25^\circ\text{C}$	W
Operating Junction Temperature Range	$T_j$	-55 ~ +175		$^\circ\text{C}$
Storage Temperature Range	$T_{stg}$	-55 ~ +175		$^\circ\text{C}$



### Electrical Characteristics

Ratings At 25°C Ambient Temperature Unless Otherwise Specified

Parameter	Symbols	Test Conditions	Min	Typ	Max	Units
Instantaneous forward voltage per leg	$V_F$	$I_F=8A, T_J=25^\circ C$ $I_F=8A, T_J=175^\circ C$		1.32 1.40	1.5 1.6	V
Reverse current per leg	$I_R$	$V_R=650V, T_J=25^\circ C$ $V_R=650V, T_J=175^\circ C$		5 25	50 200	$\mu A$
Total Capacitance	C	$V_R=0V, T_J=25^\circ C, f=1MHz$		500		pF
Total Capacitive Charge	$Q_C$	$V_R=650V, I_F=8A$ $di/dt=200A/\mu s, T_J=25^\circ C$		22		nC

### Thermal Characteristics

Parameter	Symbols	TYP	Units
Thermal Resistance from Junction to Case	$R_{\theta JC}$	1.8	$^\circ C/W$

### Typical Performance

Figure 1. Total Capacitance vs. Reverse Voltage

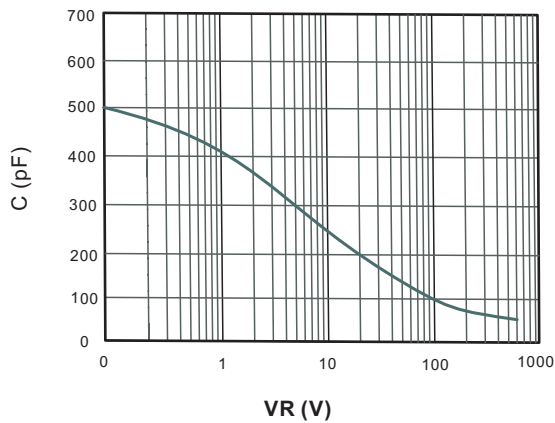


Figure 2. Total Capacitive Charge vs. Reverse Voltage

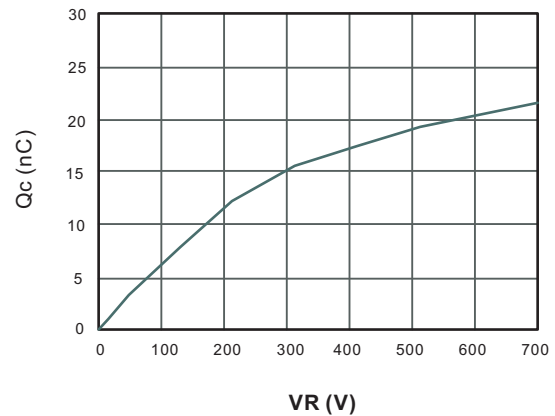




Fig.3 Typical Forward Current Derating Curve

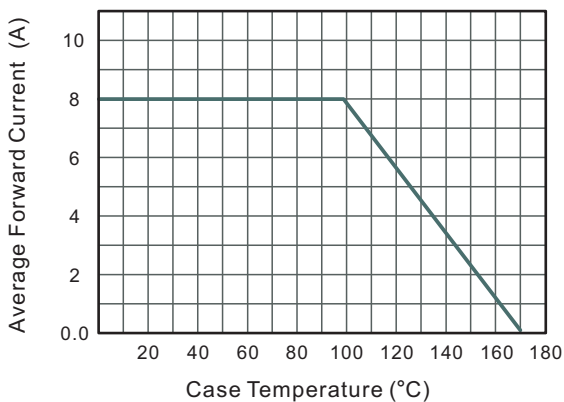


Fig.4 Power Dissipation

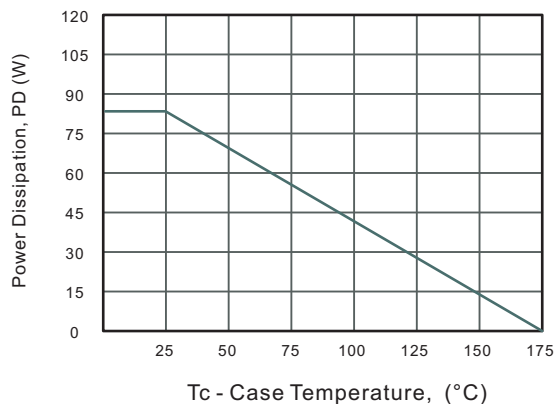


Fig.5 Typical Forward Characteristic(per leg)

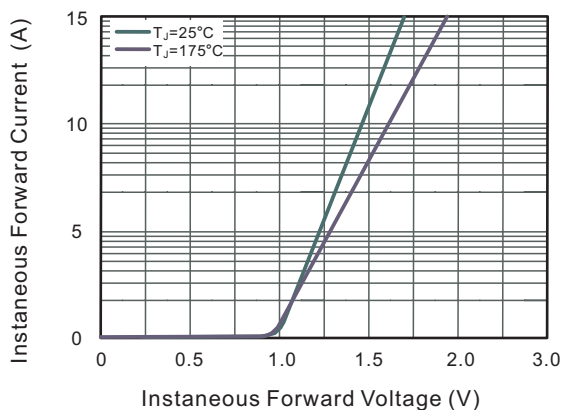


Fig.6 Typical Reverse Characteristics

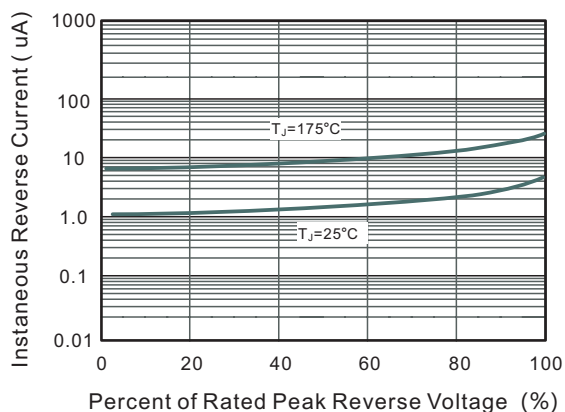


Fig.7 Max. Transient Thermal Impedance

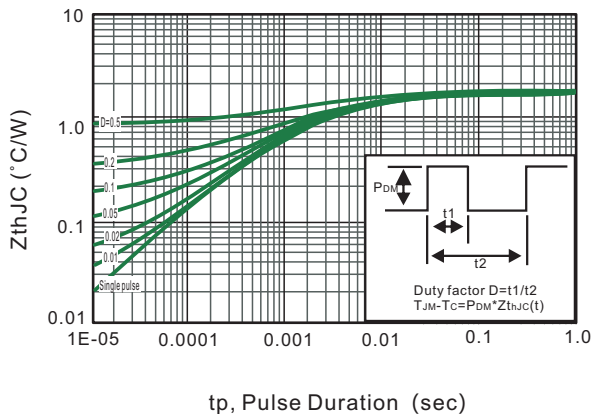
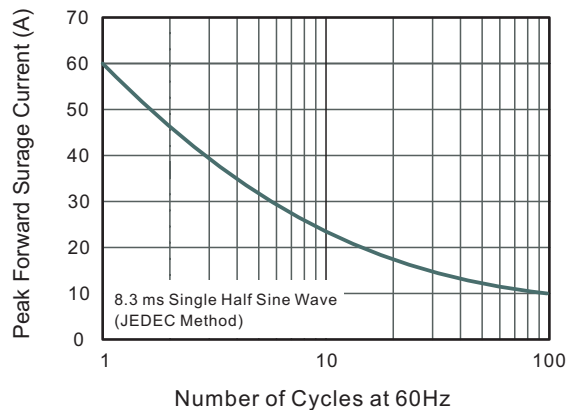
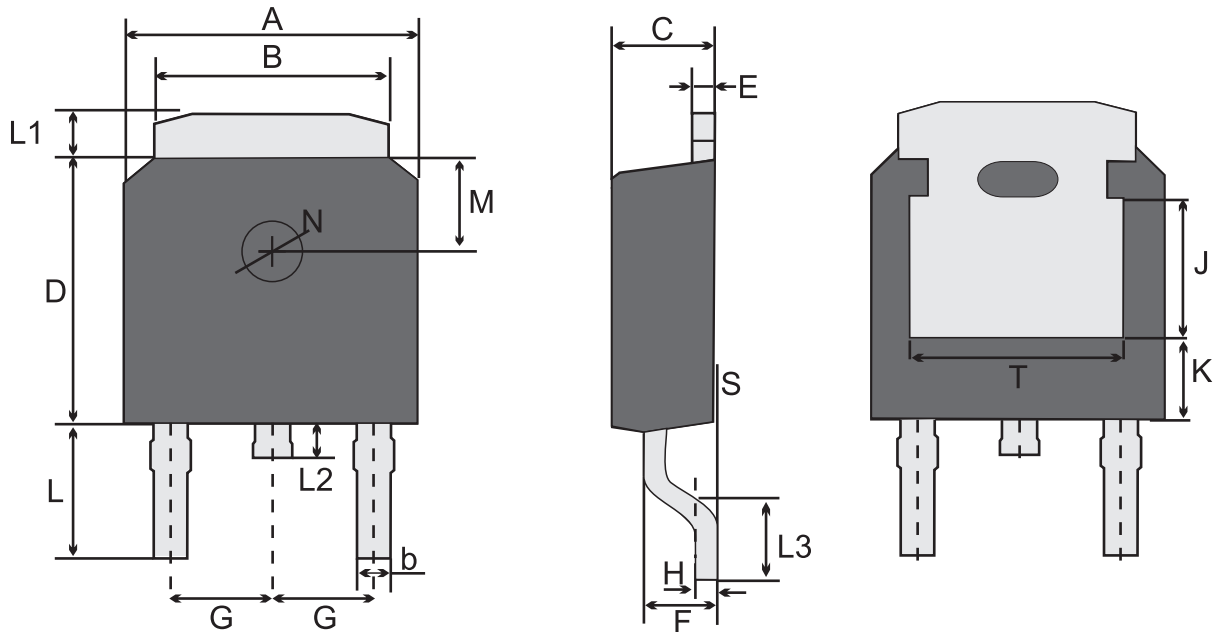


Fig.8 Maximum Non-Repetitive Peak Forward Surge Current





TO-252W(D-PAK) Package Outline Dimensions

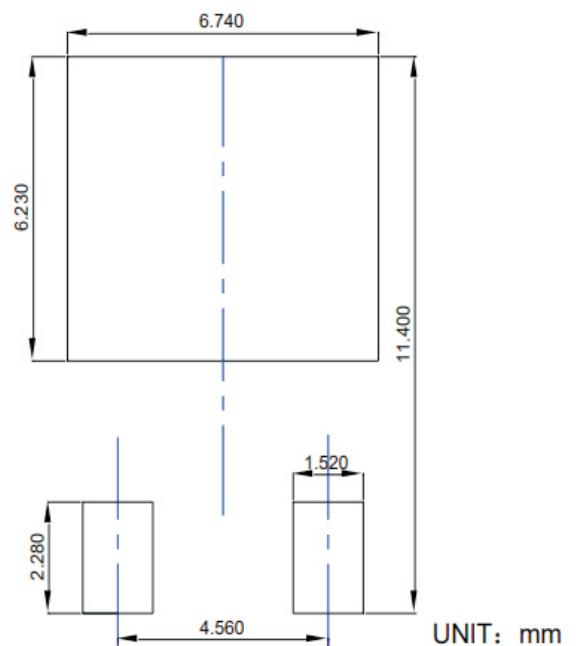


TO-252W(D-PAK) Mechanical data

UNIT		A	B	b	C	D	E	F	G	H	L	L1	L2	L3	S	M	N	J	T	K
mm	max	6.7	5.53	0.86	2.5	6.3	0.61	1.87	2.3 typ.	0.55	3.1	1.2	1.0	1.75	0.1	1.8 typ.	1.3 typ.	3.2 ref.	4.83 ref.	1.8 ref.
	typ	6.6	5.33	0.76	2.3	6.1	0.51	1.57		0.50	2.95	1.0	0.8	1.30	0.05					
	min	6.3	5.13	0.66	2.1	5.9	0.41	1.27		0.45	2.7	0.8	0.6	1.0	/					
mil	max	264	218	34	98	248	24	74	91 typ.	22	121	47	39	69	3.9	71 typ.	51 typ.	126 ref.	190 ref.	71 ref.
	typ	260	210	30	91	240	20	62		20	116	39	31	51	2					
	min	248	202	26	83	232	16	50		18	106	31	24	39	/					

Marking

Type number	Marking code
SC08065DS	SC08065DS



SUGGESTED SOLDER PAD LAYOUT



Important Notice and Disclaimer

Jingdao Microelectronics reserves the right to make changes to this document and its products and specifications at any without notice.

Customers should obtain and confirm the latest product information and specifications before final, purchase or use.

Jingdao Microelectronics makes no warranty, representation or guarantee regarding the suitability of its products for any particular purpose, not does Jingdao Microelectronics assume any liability for application assistance or customer product design.

Jingdao Microelectronics does not warrant or accept any liability with products which are purchased or used for any unintended or unauthorized application.

No license is granted by implication or otherwise under any intellectual property rights of Jingdao Microelectronics.

Jingdao Microelectronics products are not authorized for use as critical components in life support devices or systems without express written approval of Jingdao Microelectronics.